


PNEUMATIC & HYDRAULIC VIBRATORS



B-190

B-250


B-320



HLF-1300

HLF-700

**PC-3500
HC-3500**



**PF-3500
(HF-3500)**

HL-3000

Pneumatic &

MODEL PF, HF, PC & HC “BIG-BUSTER”

PATENTED DESIGNS

VIBCO has developed a new revolutionary vibration isolation device eliminating vibration transfer from the vibrator part of the Big Buster to the drive motor.

A vibration isolating coupling is mounted between the eccentric shaft and the motor drive shaft eliminating any vibration transfer through the shaft. Another vibration isolating coupling is connected between the vibrator housing and the motor housing eliminating all vibration transfer.

GENERAL FEATURES

Big Buster vibrators provide high force at low frequency. They are designed for continuous duty. All models are available in pneumatic or hydraulic drive. Big Buster units are designed with sealed bearings. Airline lubrication is required for the air motor vanes.

ADVANTAGES

With this unique design, premature failure of the drive unit is eliminated, and the full life can be expected of the drive unit, which will drastically add to the unit life and eliminate costly shutdowns and maintenance costs. The unit can now truly be used continuously and economically which is the BIG advantage over competitive units.

WHERE TO USE?

These units are ideal for the toughest applications from unloading railroad cars to moving materials in huge bins and hoppers (capacity over 150,000 lbs.) Precise speed control allows “tuning” of the vibrator for best results in any application. Big Busters are available in clamp on base for portability and bolt-on base for permanent mounting.

Hydraulic

PATENTED DESIGNS

GENERAL FEATURES

VIBCO's hydraulic vibrators operate in any position and are not affected by dirty, muddy or wet locations. They can operate on pressures up to 3000 PSI making them ideal to use with construction and form equipment for a variety of applications.

MODEL LH

VIBCO's new patented LH-series of heavy duty hydraulic vibrators have been designed to eliminate the constant failures and short life associated with hydraulic vibrators using a hydraulic motor with needle bearings. Use of large roller & ball bearings provide these vibrators with a longer, trouble-free, service life. The LH-series offers a compact design and can handle pressures up to 3000 PSI. The LH vibrators produce a linear force that makes the unit ideal for feeders, packing tables as well as moving material in bins & hoppers, as a dump truck body vibrator, or consolidating concrete or asphalt. LHS units with space saver design and sinusoidal rotary force, ideal for bins & hoppers.

MODEL HLF

The small version of the Big Buster HF-Units are equipped with an internal coupling to minimize the wear of the hydraulic motor. These small and powerful high speed 9000 RPM vibrators offer an inexpensive solution to many material handling problems. HL 3000 same design as the HF-Fit LC-1 Lug Bracket. Creates 3000 lbs. force at 7000 RPM - ideal for concrete applications.

MODEL B

Hydraulic fluid under pressure drives a specially designed and patented turbine wheel producing high frequency vibration with noise levels as low as 60-62 dB at maximum speed. A real low cost unit ideal for O.E.M equipment.

Hydraulic Vibrators

- AIR & HYDRAULIC DRIVE
- FORCES TO 3500 LBS.
- SPEEDS TO 5600 VPM

- QUIET
- CONTINUOUS DUTY

TECHNICAL DATA

Pneumatic Models	Weight		60 PSI				Hydraulic Models	Weight		Avg. PSI	Speed VPM	GPM (max.)	Force		dB*
	lbs.	kg.	Speed VPM	SCFM	Force lbs	Force N		lbs.	kg.				Force lbs	Force N	
PF-800	60	27	4000	11	800	3559	HF-800	60	27	600	5000	3.2	1300	5784	72
PF-1200	60	27	3500	21	1200	5338	HF-1200	60	27	800	4500	2.9	1900	8452	74
PF-1500	60	27	3500	31	1500	6672	HF-1500	60	27	900	4000	2.6	2000	8898	76
PF-PC-3500	72	33	3500	39	3500	15572	HF-HC-3500	72	33	1200	3500	2.4	3500	15572	80
							HL-3000	39	17.7	1000	5000	3.2	3400	15124	76
							HLF-700	14	6.5	900	9000	2.8	700	3114	72
							HLF-1300	20	9	1000	9000	2.8	1300	5784	72

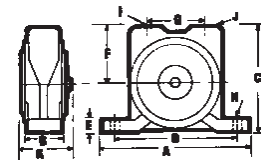
*Decibels at 3' (1 meter) on A-scale
 N = Centrifugal force in Newton
 Frequency will vary with load.

***Maximum pressure 3000 PSI.

Model	Weight		600 PSI				800 PSI				1000 PSI			
	lbs.	kg.	VPM	GPM	Force lbs	Force N	VPM	GPM	Force lbs	Force N	VPM	GPM	Force lbs	Force N
B-190	1	.453	4600	4.5	189	891	6100	4.8	332	77	7400	6.5	488	221
B-250	2	.907	4200	4.5	280	1246	5000	4.5	397	1766	5800	6.5	534	242
B-320	3 1/2	1.6	3700	5.0	301	1339	4500	6.0	445	1980	5300	7.0	617	280

N = Centrifugal force in Newton. Maximum pressure 3000 PSI. Frequency will vary with load.

B-MODELS



DIMENSIONS:

Model	A		B		C		D		E		F*		G		H		I		J		K	
	Inch	mm	Inch	mm	Inch	mm	Inch	mm	Inch	mm	Inch	mm	Inch	mm	Inch	mm	Inch	mm	Inch	mm	Inch	mm
B-190	5 1/4	133	1 1/16	27	4 5/8	117	4	102	1 3/16	21	3/8	10	1 5/16	33	2 1/8	54	3/8 - NPT	3/8 - NPT	3 1/4	83		
B-250	7	178	1 1/4	32	5 3/8	137	5	127	1	25	1/2	13	2 1/4	57	3 1/2	89	1/2 - NPT	1/2 - NPT	3 3/8	86		
B-320	6 7/8	117	1 11/16	43	5 7/8	149	5	127	1 1/16	27	1/2	13	2 5/8	67	3 3/4	95	1/2 - NPT	1/2 - NPT	3 5/8	92		
PF-HF-800, 1200, 1500	10 3/8	265	8 3/4	222	11 1/4	286	8 1/2	216	3/4 - 16SAE	3/4	19	-	3	76	-	-	-	-	-	-	-	-
PF-HF-3500	10 3/4	273	9 1/4	235	12 5/8	321	8 1/2	216	3/4 - 16SAE	5/8	16	2 1/2	64	4 1/4	108	-	-	-	-	-	-	-
PC-HC-3500	12 1/2	318	10 3/4	273	12 1/4	311	10 1/16	256	3/4 - 16SAE	1 1/4	12NF	-	1 3/16	30	-	-	-	-	-	-	-	-
HLF-700	5	127	4 1/2	114	7	178	3 1/2	89	9/16 - 18SAE	1/2	13	-	-	-	-	-	-	-	-	-	-	
HLF-1300	5 3/4	146	5 1/8	130	7 5/8	194	4 1/2	114	9/16 - 18SAE	1/2	13	13	-	-	-	-	-	-	-	-	-	
HL-3000	8 3/4	222	8 3/4	222	11 1/4	286	7 3/4	197	3/4 - 16SAE	1	25	-	1 1/16	27	-	-	-	-	-	-	-	-

*Bolt Size ** dB at 3' (1 meter) on A-scale N = Centrifugal force in Newton
 Note: Dimensions and data subject to change without notice.

